

**PROFESSIONAL USE ONLY**





## PLATINUM STAIN OUT APPLICATION

- Before application of PLATINUM STAIN OUT, make sure the surface is completely clean and dry. We recommend MASTER CLEAN / PROCLEAN 04 diluted 1:10 with water.
- If the surface is treated remove the treatment with SOLVENT STRIPPER
- **Recommended using protective eye glass and gloves**
- **Keep out of reach of Children**
- Read carefully the Technical data Sheet and Safety Data Sheet.

### INSTRUCTIONS


- 1) Apply pvc / paper masking tape around the area to treat




- 2) Apply PLATINUM STAIN OUT using a brush directly on the oxidation / humidity stain.




3) Apply plastic sheet / film on treated area.




**Making sure film adheres to stone surface.**



- 4) Apply tape all around making sure treated area completely sealed.  
This will ensure PLATINUM STAIN OUT will remain damp & allowing product to work for a period of 24 hours.



- 5) After 24 hours we recommend to clean & rinse with PROCLEAN 04 / MASTERCLEAN .





- 6) Once clean and dry we recommend using PLATINUM SOLVENT treatment preventing any further humidity oxidation stains.